

Visión general de la audiencia

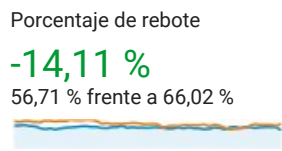
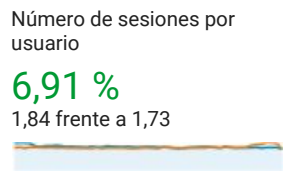
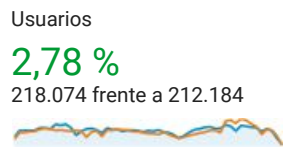
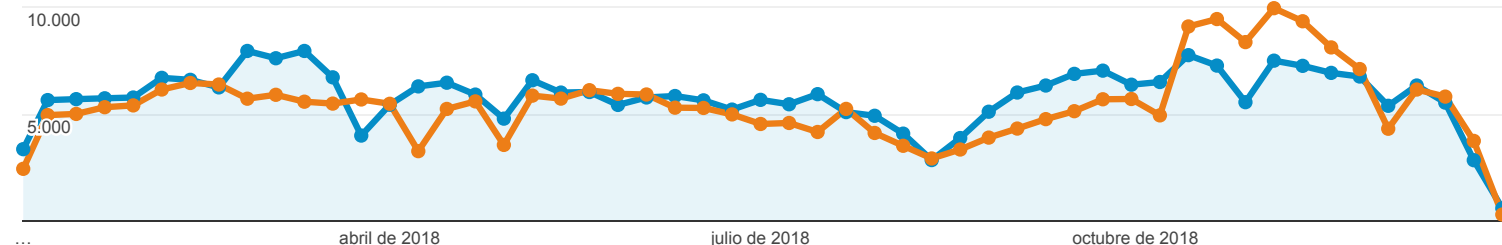
Todos los usuarios
 +0,00 % Usuarios

1 ene. 2018 - 31 dic. 2018
 Comparar con: 1 ene. 2017 - 31 dic. 2017

Visión general

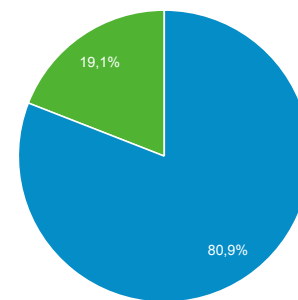
01-ene-2018 - 31-dic-2018: ● Usuarios

01-ene-2017 - 31-dic-2017: ● Usuarios

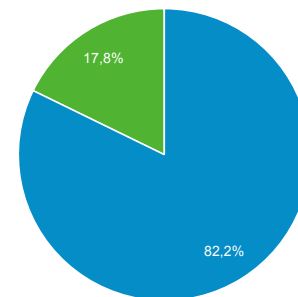


■ New Visitor ■ Returning Visitor

01-ene-2018 - 31-dic-2018



01-ene-2017 - 31-dic-2017



Idioma

Usuarios % Usuarios

Idioma	Usuarios	% Usuarios
1. es-es		
01-ene-2018 - 31-dic-2018	148.512	67,31 %
01-ene-2017 - 31-dic-2017	84.239	39,67 %
% de cambios	76,30 %	69,67 %
2. es		
01-ene-2018 - 31-dic-2018	46.832	21,23 %
01-ene-2017 - 31-dic-2017	104.254	49,09 %
% de cambios	-55,08 %	-56,77 %
3. en-us		
01-ene-2018 - 31-dic-2018	6.415	2,91 %
01-ene-2017 - 31-dic-2017	4.684	2,21 %
% de cambios	36,96 %	31,81 %
4. es-419		
01-ene-2018 - 31-dic-2018	4.974	2,25 %

01-ene-2018 - 31-dic-2018	4.974	2,25 %
01-ene-2017 - 31-dic-2017	6.319	2,98 %
% de cambios	-21,29 %	-24,24 %
5. ca-es		
01-ene-2018 - 31-dic-2018	3.706	1,68 %
01-ene-2017 - 31-dic-2017	1.903	0,90 %
% de cambios	94,75 %	87,43 %
6. ca		
01-ene-2018 - 31-dic-2018	3.127	1,42 %
01-ene-2017 - 31-dic-2017	4.185	1,97 %
% de cambios	-25,28 %	-28,09 %
7. es-mx		
01-ene-2018 - 31-dic-2018	1.034	0,47 %
01-ene-2017 - 31-dic-2017	1.090	0,51 %
% de cambios	-5,14 %	-8,70 %
8. es-us		
01-ene-2018 - 31-dic-2018	693	0,31 %
01-ene-2017 - 31-dic-2017	173	0,08 %
% de cambios	300,58 %	285,53 %
9. es-es_tradnl		
01-ene-2018 - 31-dic-2018	543	0,25 %
01-ene-2017 - 31-dic-2017	572	0,27 %
% de cambios	-5,07 %	-8,64 %
10. en-gb		
01-ene-2018 - 31-dic-2018	540	0,24 %
01-ene-2017 - 31-dic-2017	904	0,43 %
% de cambios	-40,27 %	-42,51 %